

PHILIPS

产品： 飞利浦衣物去毛球器
型号： GCA2100
额定电压： 2.4 V \equiv
充电电压： 5 V \equiv
额定输入功率： 3 W
生产日期： 请见产品本体
产地： 中国浙江余姚

飞利浦家电（中国）投资有限公司
上海市静安区灵石路728弄20号201室
全国顾客服务热线：4008 800 008

本产品根据国标 GB4706.1-2005,
GB4706.9-2008 制造



注意：在取下和安装刀片的时候，请勿用手直接接触刀片。

故障种类和处理方法

问题	可能的原因	解决方法
本产品不能去除毛球。	毛球在产品内部堆积。	清洁产品（图 5-11）。
刀片不转动。	刀片罩未正确拧紧。 电池的电量已耗尽（LED 指示灯闪烁）。	检查并确保刀片罩已正确拧紧。 给电池充电。

PHILIPS

GCA2100



EN User manual

SC 用户手册

Please read this instructions carefully before using the appliance.

使用产品前请仔细阅读本使用说明书。

Please keep this instruction book for future reference.

保留备用。



© 2022 Philips Domestic Appliances Holding B.V.
All rights reserved.
3000.098.5676.1 (05/09/2022)



ENGLISH

Introduction

Congratulations on your purchase and welcome to Philips! To fully benefit from the support that Philips offers, register your product at www.philips.com/welcome.

Important

Read this user manual carefully before you use the appliance and save it for future reference.

Danger

- Never immerse the appliance in water.
- Children shall not play with the appliance.
- This appliance is not intended for use by persons (including children) with reduced physical, sensory or mental capabilities, or lack of experience and knowledge, unless they have been given supervision or instruction concerning use of the appliance by a person responsible for their safety.
- Do not open and remove the blade guard and fluff compartment during use.
- Do not use the appliance if it shows visible damage or if the blade unit or blade guard is broken.
- Do not let pointed objects come into contact with the blades and rotating shaft during use.
- Do not switch on and use the appliance when charging or when performing cleaning and maintenance.
- Keep your fingers and hand away from the blades and rotating shaft during cleaning and maintenance.

Caution

- This appliance contains batteries that are non-replaceable.
- Only connect this appliance to a USB port. Make sure that you connect the appliance to a 5Vdc USB charger.
- Switch off the appliance when it is charging.
- Remove the USB cable after charging for 6 hours. Note that the charging light will remain on as long as the USB cable is plugged in, and does not indicate the charging status.
- The appliance is intended for garments only.

Electromagnetic fields (EMF)

This Philips appliance complies with all applicable standards and regulations regarding exposure to electromagnetic fields.

Using the appliance



Make sure you smooth out the garment on a flat surface. Do not press the appliance onto the garment too hard. Do not use the appliance on embroideries, zips, buttons and loose threads.

Cleaning and maintenance

For extra safety, the blades stop rotating automatically when you remove the blade guard.

Note: Do not wash the base with water.

Environment

- This symbol means that you must not throw away the appliance with normal household waste. Dispose of it at an official collection point for electrical appliances. Correct disposal helps to preserve the environment. 
- This crossed-out wheeled bin means that the appliance contains a built-in rechargeable battery that cannot be disposed of with normal household waste. Take the appliance to an official collection point or a Philips service centre to have the battery removed. Dispose of the battery at an official collection point for batteries. Correct disposal of the battery helps to preserve the environment. 

Removing the rechargeable battery

Undo the screws, open the casing, take out the printed-circuit board and cut the metal tabs to detach the battery.

Guarantee and support

If you need information or support, please visit www.philips.com/support or read the separate worldwide guarantee leaflet.

Note: *The guarantee does not cover wear and tear of the blade unit.*

简体中文

简介

感谢您的惠顾，欢迎光临飞利浦！为了您能充分享受飞利浦提供的支持，请在 www.philips.com/welcome 上注册您的产品。

注意事项

使用本产品之前，请仔细阅读本使用说明书，并妥善保管以备日后参考。

危险

- 切勿将产品浸入水中。
- 不得让儿童玩耍本产品。
- 肢体不健全、精神有障碍及缺乏相关经验和知识的人（包括儿童）必须在监护人的监督及指导下使用。
- 请勿在使用过程中打开并取出刀片护罩和绒毛室。
- 如果产品已经明显损坏或刀片组件或刀片护罩已损坏，请勿再使用。
- 使用过程中切勿让尖锐物体接触刀片和转轴。
- 产品正在充电或执行清洁和保养时，请勿打开和使用。
- 清洁和保养时让手指和手远离刀片和转轴。

注意

- 本产品包含不可更换的电池。
- 只能将本产品连接至 USB 端口。确保将产品连接至 5 伏直流 USB 充电器。
- 关机充电。
- 产品充电6小时后请拔掉USB线缆。如果不拔掉USB线缆，充电显示灯会一直亮，但这并不表示充电状态。
- 本产品只能用于衣物。

电磁场 (EMF)

本飞利浦产品符合所有有关暴露于电磁场的适用标准和法规。

使用本产品



确保在平坦的表面上理顺衣物。请勿将产品过于用力地按在衣物上。请勿在刺绣、拉链、纽扣和松散的线头上使用产品。

清洁和保养

为保障使用安全，卸下刀片护罩时刀片会自动停止旋转。

注意：请勿用水冲洗本产品底座。

环保

- 此符号表示不得将产品与普通生活垃圾一并弃置。应将其交给正式电子产品收集点处理。正确弃置产品有利于环保。 
- 带叉的轮式垃圾桶表明产品包含内置充电电池，不能与普通生活垃圾一并弃置。请将产品送到官方指定的回收中心或飞利浦服务中心，取下电池。请将电池交于官方指定的电池回收处。正确弃置产品有利于环保。 

卸下充电电池

拧下螺钉，打开机壳，取出印刷电路板，剪断金属接点，分离电池。

保修和支持

如果您需要信息或支持，请访问 www.philips.com/support 或阅读单独的全球保修卡。

注意：保修不含刀片组件损耗。