

---

**MOYO UA**

СТАРАЕТСЯ ДЛЯ МЕНЯ

Каталог смартфонов



Выбрать

---

# SONY

## White paper

September 2015



## Xperia™ M5

E5603/E5606/E5653

# Purpose of this document

---

Sony Mobile Communications product White papers are intended to give an overview of a product and provide details in relevant areas of technology.

**NOTE:** All illustrations, screen images, and elements are for reference only and subject to change at any time without prior notice.

# Document history

---

Version		
August 2015	First released version	Version 1
September 2015	Second released version	Version 2

# Sony Mobile Developer World

---

For the latest technical documentation and development tools, go to [www.sonymobile.com/developer](http://www.sonymobile.com/developer).

This White paper is published by:

Sony Mobile Communications Inc.,  
1-8-15 Konan, Minato-ku, Tokyo108-0075, Japan

[www.sonymobile.com](http://www.sonymobile.com)

© Sony Mobile Communications Inc., 2009-2015.

All rights reserved. You are hereby granted a license to download and/or print a copy of this document.

Any rights not expressly granted herein are reserved.

First released version (August 2015)

This document is published by Sony Mobile Communications Inc., without any warranty\*. Improvements and changes to this text necessitated by typographical errors, inaccuracies of current information or improvements to programs and/or equipment may be made by Sony Mobile Communications Inc. at any time and without notice. Such changes will, however, be incorporated into new editions of this document. Printed versions are to be regarded as temporary reference copies only.

\*All implied warranties, including without limitation the implied warranties of merchantability or fitness for a particular purpose, are excluded. In no event shall Sony or its licensors be liable for incidental or consequential damages of any nature, including but not limited to lost profits or commercial loss, arising out of the use of the information in this document.

# Table of contents

<b>Product overview .....</b>	<b>2</b>
Highlights .....	2
Product specifications .....	3
Categorised feature list .....	6
<b>Technologies in detail .....</b>	<b>8</b>
Accessibility and Usability .....	8
Device-to-device communications (local) .....	9
Bluetooth® wireless technology .....	9
DLNA Certified™ (Digital Living Network Alliance) .....	11
Messaging .....	12
MMS (Multimedia Messaging Service).....	12
Email .....	12
Positioning – location based services .....	13
Provisioning (OMA CP) .....	13
Multimedia (audio, image and video) .....	14
Synchronisation (OMA DS, EAS, Google Sync™) .....	16
Web browser .....	16
Memory in Android™ devices .....	17
Trademarks and acknowledgements .....	21

# Product overview

## Highlights

---

- Camera: 21.5 MP Exmor RS™ Hybrid Autofocus main camera and a 13 MP Exmor RS™ front camera
- Battery: Extended standby and Ultra STAMINA Mode
- Design: IP65/68
- Connectivity: 4G LTE Cat 4 (up to 150 Mbps)

### Hybrid Autofocus

The Xperia™ M5 is equipped with Hybrid Autofocus, which lets you capture action and movement accurately in various shooting conditions. Hybrid Autofocus uses two technologies to produce crisp and clear photos: Phase detection AF (PDAF) for faster shutter speed response and Contrast detection AF for added precision.

### Extended standby

Switch on extended standby to make battery standby time last longer. Your apps and functions will be turned off when you're not using the display. However, you'll still receive calls, texts, alarms and your choice of app notifications. Press the power button and everything is up and running again.

### Water and Dust Protection

The Xperia™ M5 is designed for both functionality and durability. You can carry your device in the beach or during harsh weather and trust that it is protected from dust and moisture.

### 4G LTE

The 64-bit Octa-core Xperia™ M5 has a built-in Cat4 4G/LTE modem. This enables Internet connections of up to 150 Mbit/s download and 50 Mbit/s upload speeds.

## Product specifications

---

<b>Operating system</b>	Google™ Android™ 5.0 (Lollipop)
<b>Processor</b>	2.0 GHz MediaTek helio X10 Octa-core
<b>GPU</b>	IMG Rogue G6200
<b>Size</b>	145 x 72 x 7.6 mm
<b>Weight</b>	142.5 grams
<b>Available colours</b>	Black White Gold
<b>SIM card</b>	Nano SIM
<b>Main screen</b>	
Colours	16,777,216 colour TFT
Resolution	1920x1080 pixels
Size (diagonal)	5.0 inches
Scratch-resistant	Yes – Front with minimum pencil hardness > 9H
<b>Input mechanisms</b>	
Text input	On-screen QWERTY keyboard, 12-key input, Handwriting recognition
Touch screen	Capacitive
Multi-touch capability	Up to 4 fingers supported
<b>Memory</b>	
RAM	3 GB
Flash memory	Up to 16 GB*
Internal Storage	Up to 9.1 GB*
Expansion slot	microSD™ card, up to 200 GB
Memory card speed class	Class 10**
Memory card UHS speed class	Class 1**
<b>Main Camera</b>	
Camera resolution	21.5 MP
Exmor	Yes – Exmor RS™
Digital zoom	5x
Video recording	Yes – 4K
Hybrid Autofocus	Yes

Auto Focus	Yes
Photo Flash	Yes
ISO	ISO 3200 in manual mode
Minimum focus distance	100 mm
<b>2nd Camera</b>	
Camera resolution	13 MP
Exmor	Yes – Exmor RS™
Video recording	Yes – Full HD 1080p
Auto Focus	Yes
<b>Sensors</b>	
Accelerometer	Yes
Ambient light sensor	Yes
eCompass	Yes
Hall sensor	Yes
Proximity sensor	Yes
<b>Mobile NFC Payment</b>	
MasterCard PayPass	Yes
Visa payWave	Yes
American Express Expresspay Mobile	Yes
<b>Networks</b>	
E5603	UMTS HSPA+ 900 (Band VIII), 850 (Band V), 1900 (Band II), 2100 (Band I) MHz GSM GPRS/EDGE 850, 900, 1800, 1900 MHz LTE Bands 1, 3, 5, 7, 8, 20
E5606	UMTS HSPA+ 900 (Band VIII), 850 (Band V), 1700 (Band IV), 1900 (Band II), 2100 (Band I) MHz GSM GPRS/EDGE 850, 900, 1800, 1900 MHz LTE Bands 2, 4, 5, 7, 12, 13, 17, 28
E5653	UMTS HSPA+ 900 (Band VIII), 850 (Band V), 1900 (Band II), 2100 (Band I) MHz GSM GPRS/EDGE 850, 900, 1800, 1900 MHz LTE Bands 1, 3, 5, 7, 8, 28, 40
<b>Data transfer speeds</b>	
GPRS (upload and download)	Up to 85.6 kbps (download). Up to 85.6 kbps (upload).

EDGE (upload and download)	Up to 236.8 kbps (download). Up to 236.8 kbps (upload).
HSUPA (upload)	Cat. 6, up to 5.76 Mbps
HSDPA (download)	Cat. 24, up to 42.2 Mbps
LTE (upload and download)	Cat. 4, up to 50 Mbps (upload), up to 150 Mbps (download)
<b>Battery performance</b>	
<b>Talk time (GSM)</b>	Up to 11 hours 49 min.***
<b>Standby time (GSM)</b>	Up to 671 hours***
<b>Talk time (UMTS)</b>	Up to 12 hours 11 min.***
<b>Standby time (UMTS)</b>	Up to 656 hours***
<b>Standby time (LTE)</b>	Up to 607 hours***
<b>Music listening time</b>	Up to 62 hours 32 min.***
<b>Video playback time</b>	Up to 8 hours 2 min.***
<b>Battery (Embedded)</b>	2600 mAh minimum

\* The Xperia™ M5 has approximately 9.1 GB of free memory available to the user for downloaded applications and their data, music, pictures and movies. This device has up to 16 GB of flash memory in total. For more details about memory, see “Memory in Android™ devices” on page 17.

\*\* This device meets the minimum hardware requirements to support Class 10 / UHS Speed Class 1 Flash memory. Flash memory performance is dependent on the application and task being performed on the device. If you would like to know about your memory card, refer to the technical specifications that came with the card.





\*\*\* Values are according to GSM Association Battery Life Measurement Technique as performed in controlled laboratory conditions. Actual time may vary.




**NOTE:** Battery performance may vary depending on network conditions and configurations, and device usage.

**NOTE:** All performance metrics are measured under laboratory conditions.



## Categorised feature list

 <p><b>Camera</b>            Auto Focus            AR effect            AR Mask            Burst mode            Creative effect            Face detection            Face in picture            Geotagging            HDR for Photo/Video            Hybrid Autofocus            Image stabiliser            Multi camera            Object tracking            Quick Launch            Self-timer            Sound photo            Smile Shutter™            SteadyShot™            Style portrait            Superior Auto            Sweep Panorama            Timeshift video*            Touch capture            Touch focus            White balance</p>	 <p><b>Music</b>            Album art            Bluetooth® stereo (aptX®, A2DP)            ClearAudio+            Clear Bass™            Clear Phase™            Dynamic normaliser            SensMe™            TrackID™ music recognition*            Music application            xLOUD™ Experience</p>	 <p><b>Internet</b>            Google Chrome™*            Google Play™*            Google™ search*            Google Voice™ Search*            Google Maps™ with Street view*            What's new*            Xperia™ Lounge</p>
 <p><b>Communication</b>            Call list            Facebook™ application*            Hangouts™*            Noise suppression            Voice enhancement*            Xperia™ Socialife*</p>	 <p><b>Messaging</b>            Email            Gmail™*            Handwriting recognition            Predictive text input</p>	 <p><b>Design</b>            Face Unlock            Gesture input            IPX5 and IPX8 (waterproof)**            IP6X (Dust tight)            Screenshot capturing            Screen recording            Super vivid mode            Throw            Mobile BRAVIA® Engine 2            Voice input            Wallpaper</p>

 <p><b>Entertainment</b>  Radio (FM radio with RDS*)  Sony Entertainment Network*  YouTube™*</p>	 <p><b>Organiser</b>  Airplane mode  Alarm/Clock/Stopwatch/Timer  Battery STAMINA mode  Calculator  Calendar  Contacts  Setup guide  Sketch</p>	 <p><b>Connectivity</b>  3.5 mm audio jack (CTIA)  aGPS*  Bluetooth® 4.1 wireless technology  DLNA Certified™  GLONASS  HDCP  Media Go™  Media Transfer Protocol support  Micro USB support  Microsoft® Exchange  ActiveSync®  Miracast™  NFC  PC Companion  Screen mirroring  Smart Connect  TV SideView*  USB charging  USB High speed 2.0 support  Wi-Fi®  Wi-Fi® Hotspot functionality</p>
---	--	---

\* This service is not available in all markets.

\*\* The Xperia™ M5 is waterproof and protected against dust, so don't worry if you get caught in the rain or want to wash off dirt under a tap, but remember: all ports and attached covers should be firmly closed. You should not: put the device completely underwater; or expose it to seawater, salt water, chlorinated water or liquids such as drinks. Abuse and improper use of device will invalidate warranty. The device has Ingress Protection rating IP65/68. For more info see [www.sonymobile.com/waterproof](http://www.sonymobile.com/waterproof). Note the Xperia™ M5 has a capless USB port to connect and charge. The USB port needs to be completely dry before charging.

# Technologies in detail

The information presented in this section is a general overview of the technology incorporated into the product. However, hardware and software levels of compliance to standards and specifications vary between products and markets. For more information, contact Sony Mobile Developer World or the relevant Sony representative.

## Accessibility and Usability

---

Talkback*	Yes
Captions*	Yes
Magnifications gestures*	Yes
Large Text*	Yes
High Contrast Text*	Yes
Power button ends call*	Yes
Auto-rotation*	Yes
Speak Passwords*	Yes
Accessibility Shortcuts*	Yes
Text – to – Speech*	Yes
Touch and hold delay*	Yes
Color Inversion*	Yes
Color correction*	Yes

\* This feature is subject to change in future releases of Google™ Android™.

## Device-to-device communications (local)

### Bluetooth® wireless technology

Bluetooth® profiles supported	<p>Advanced Audio Distribution Profile v1.2          Audio/Video Control Transport Protocol Profiles v1.4          Audio/Visual Distribution Profile v1.3          Audio/Video Remote Control Profile v1.3          Bluetooth Network Encapsulation Protocol v1.0          Device ID Profile v1.3          Generic Access Profile          General Audio/Video Distribution Profile v1.2          Generic Object Exchange Profile v1.1          Hands-Free Profile v1.6          Human Interface Device Profile v1.0          Headset Profile v1.2          Interoperability Test Specification          Link Loss Service v1.0          Message Access Profile v1.0          Multi-Channel Adaptation Protocol v1.0          Object Push Profile v1.1          Personal Area Networking Profile v1.0          PhoneBook Access Profile v1.1          RFCOMM with TS 07.10 v1.1          Service Discovery Application Profile          Serial Port Profile v1.2          GATT Client          GATT Server          Find Me Profile v1.0          HID over GATT Profile v1.0          Proximity Profile v1.0          Bluetooth proprietary audio codec compression algorithms</p>
Core version and supported core features	<p>Version 4.1          Bluetooth Low Energy          Bluetooth High Speed</p>
Other supported features	<p>aptX® CD quality audio streaming over a Bluetooth® connection</p>
Connectable devices	<p>Products that support at least one of the Bluetooth® profiles listed above.          Bluetooth® 4.1 accessories generally require installation of a supporting application.</p>

More information:

[www.sonymobile.com/developer](http://www.sonymobile.com/developer)

[www.bluetooth.com](http://www.bluetooth.com)

**Wi-Fi®**

Supported standards	IEEE 802.11a/b/g/n and Wi-Fi® Wi-Fi Direct®, Wi-Fi CERTIFIED Miracast™
Connectable devices	Wi-Fi® access points Wi-Fi Direct compatible devices
Frequency band	2.4 GHz / 5 GHz
Data transfer rate	Up to 150 Mbit/s
Security	Open Authentication Shared Authentication EAP-SIM EAP-AKA EAP-TLS EAP-TTLS/MSCHAPv2 PEAPv0/EAP-MSCHAPv2 PEAPv1/EAP-GTC WPA Personal and WPA2 Personal WPA Enterprise and WPA2 Enterprise
Encryption	WEP 64 bit, WEP 128 bit, TKIP and CCMP (AES)
Power save	WMM-UAPSD
QoS	WMM

## DLNA Certified™ (Digital Living Network Alliance)

Supported Device Classes	<p><b>M-DMS – Mobile Digital Media Server</b> Media Types: images, music and video Summary: The digital media server exposes the media files in your device to a Wi-Fi® network. The files can then be accessed from other DLNA Certified™ clients.</p> <p><b>M-DMP – Mobile Digital Media Player</b> Media Types: image, music and video Summary: You can play content stored on another device, for example, a server or a PC, directly on your device.</p> <p><b>M-DMC – Mobile Digital Media Controller</b> Media Types: image, music and video Summary: Digital Media Controllers find content offered by a DMS or M-DMS and match it to the rendering capabilities of a DMR — setting up the connections between the DMS and DMR.</p> <p><b>+PU+</b> Media Types: image, music and video Summary: You can play media in your device on another device, such as a TV or a PC using 2 box push technology. +PU+ is integrated in the Album, Movies and Music applications.</p> <p><b>+DN+</b> Media Types: image, music and video Summary: You can download content stored on another device, for example, a server or a PC, and play the downloaded content directly on your device.</p> <p><b>+UDO+</b> Media Types: image, music and video Summary: A media server uploading function that allows media files to be uploaded to Xperia devices from other DLNA Certified™ clients.</p>
Supported Bearers	Wi-Fi® Wi-Fi Direct®
DRM Support	The DLNA Certified™ implementation does not support DRM-protected content.

## Messaging

---

### MMS (Multimedia Messaging Service)

According to OMA Multimedia Messaging Service v1.0 + SMIL

### Email

Bearer type (IP)	GPRS, EGPRS, UMTS, LTE, Wi-Fi®
Character sets	BIG5 Traditional Chinese GB2312 Simplified Chinese GB18030 ISO-2022-JP Japanese ISO-8859-1 ISO-8859-2 Eastern Europe ISO-8859-5 Cyrillic ISO-8859-7 Greek ISO-8859-9 Turkish ISO 8859-11 KOI8-R Cyrillic Shift_JIS Japanese USASCII UTF-16 UTF-8 Windows® 874 Windows® 1251 Cyrillic Windows® 1252 Windows® 1254 Turkish Windows® 1258 Vietnamese
Protocols	POP3 and IMAP4
Push email	Microsoft® Exchange ActiveSync® (EAS)
Secure email	SSL/TLS, both port methods (POPS/IMAPS) and START-TLS
HTML mail	Yes (read only)

#### More information:

[www.sonymobile.com/developer](http://www.sonymobile.com/developer)

[www.openmobilealliance.org](http://www.openmobilealliance.org)

## Positioning – location based services

---

Supported standards:

- OMA Secure User Plane Location (SUPL) v1.0, v2.0
- 3GPP™ Control Plane location (incl. Emergency location)

Supported satellite systems:

- GPS
- GLONASS

**NOTE:** When needed, the device automatically uses a combination of all available satellite systems to accurately provide location information.

## Provisioning (OMA CP)

---

OMA CP version 1.1



## Multimedia (audio, image and video)

<b>Audio Playback</b>	<b>Decoder format</b>	<b>Supported in file format</b>
	Audio decoding MPEG-1/2/2.5, audio layer 3	MP3 (.mp3)
	AAC, AAC+, eAAC+	3GPP (.3gp), MP4 (.mp4)
	AMR-NB, AMR-WB	3GPP (.3gp), MP4 (.mp4)
	General MIDI (GM)	SMF (.mid)
	Linear PCM 16 bit	WAV (.wav)
	OTA	OTA (.ota)
	Ogg Vorbis	OGG (.ogg)
	FLAC	FLAC (.flac)
	WMA	ASF (.wma)
<b>Audio Recording</b>	<b>Encoder format</b>	<b>Supported in file format</b>
	AMR-NB, AMR-WB	3GPP (.3gp), MP4 (.mp4), AMR (.amr)
	AAC-LC Channels: Mono/Stereo/5.0/5.1 Sampling rate: 8kHz - 48kHz Bit rate: 8kbps - 160kbps  AMR-NB Channels: Mono Sampling rate: 8kHz Bit rate: All rates (4.75kbps - 12.2kbps)  AMR-WB Channels: Mono/Stereo Sampling rate: 16kHz Bit rate: All rates (6.6kbps - 23.85kbps)	3GPP (.3gp), MP4 (.mp4)
	Ogg Vorbis	Ogg Vorbis (.ogg)
	Linear PCM 16 bit	WAV (.wav)

<b>Image Playback</b>	<b>Decoder format</b>	<b>Supported in file format</b>
	1, 4, 8, 16, 24 and 32 bpp and RLE encoded formats	BMP (.bmp)
	Single and multi-frame, bitmap mask support (GIF87a format and GIF89a format)	GIF (.gif)
	Joint Photographic Experts Group	JPEG (.jpg, .jpeg)
	Portable Network Graphics Bitmap mask support	PNG (.png)
	WebP	WebP (.webp)
<b>Image Capture</b>	<b>Encoder format</b>	<b>Supported in file format</b>
	Joint Photographic Experts Group	JPEG (.jpg)
	Portable Network Graphics Bitmap mask support	PNG (.png)
	WebP	WebP (.webp)
<b>Video Playback</b>	<b>Decoder format</b>	<b>Supported in file format</b>
	MPEG-4 Visual Simple Profile	3GPP (.3gp), MP4 (.mp4)
	H.263 Profile 0	3GPP (.3gp), MP4 (.mp4)
	H.264 High Profile	3GPP (.3gp), MP4 (.mp4)
	H.265 Main Profile	3GPP (.3gp), MP4 (.mp4)
	VP8	VP8 (.webm)
	VP9	VP9 (.webm)
	WMV/VC-1	ASF (.wmv)
	DivX	AVI (.divx)
	Sorenson Spark	FLV (.flv)
<b>Video Recording</b>	<b>Encoder format</b>	<b>Supported in file format</b>
	MPEG-4 Main Profile	3GPP (.3gp), MP4 (.mp4)
	H.263 Profile 0	3GPP (.3gp), MP4 (.mp4)
	H.264 High Profile	3GPP (.3gp), MP4 (.mp4)
	H.265 Main Profile	3GPP (.3gp), MP4 (.mp4)
<b>Audio/Video Streaming</b>	Streaming transport	RTSP according to 3GPPTM HTTP streaming

## **Synchronisation (OMA DS, EAS, Google Sync™)**

---

OMA Data Synchronisation protocol versions 1.1.2 and 1.2

OMA Data Formats: vCard 2.1, vCalendar 1.0

Microsoft® Exchange ActiveSync® protocol version 2.5

Microsoft® Exchange ActiveSync® protocol version 12

Microsoft® Exchange ActiveSync® protocol version 12.1

Microsoft® Exchange ActiveSync® protocol version 14

Microsoft® Exchange ActiveSync® protocol version 14.1

Google Sync™

Related information:

*[www.sonymobile.com/developer](http://www.sonymobile.com/developer)*

## **Web browser**

---

Google Chrome™ for Android™ is pre-installed in markets/regions where no restrictions apply.

Related information:

*<https://play.google.com/store/apps/details?id=com.android.chrome>*

# Memory in Android™ devices

---

To use Android devices efficiently, users should be aware of the different types of device memory. This knowledge is important in order to understand, for example, where data such as music, photos and videos is saved; how many apps can be downloaded from Google Play™; and how photos can be copied to a PC.

Information regarding memory presented in this section may be useful to developers when optimising applications for mobile devices.

Generally, all Android devices share the same basic memory setup. What differs is how much memory is available to you via the different types of memory, and whether your device uses an external SD card or an internal memory chip. Any information specific to the particular device model described in this White Paper is noted as such.

## Types of memory

The types of memory described and numbered below are consistent with the terminology used in Sony mobile device menus and in other content relating to 2015 Xperia™ devices:

1. **Dynamic Memory** (also known as RAM) is used by applications that run when the device is turned on. The amount of Dynamic Memory influences how many applications and operating system services can run at the same time. The Android operating system automatically closes applications and services that are not being used.

However, such automatic functionality has limits. For example, if a lower amount of free RAM is available to applications after a new release of the operating system (due to increased capabilities in the system), device speed will eventually be impacted. This is the main reason that a device cannot be indefinitely upgraded to newer releases of Android™.

If you experience problems with RAM, for example, if the device runs slower than usual or if the Home application restarts frequently when you leave an application, you should minimise the use of apps that run all the time. Social networking apps that connect and update their data online and animated backgrounds are examples of apps that are always running and affect RAM performance. To minimise RAM issues, you could also consider using a static wallpaper instead of a live wallpaper.

To see which apps and services are currently active, go to **Settings > Apps > Running**. You should have at least 50 MB, and ideally 100 MB or more, of free RAM to avoid slowdowns and application restarts.

You should also be aware that if you update the device to a later Android release, the load on the built-in Dynamic Memory will increase due to the addition of more features. As a result, the device may run slower after an update.

The Xperia™ M5 has approximately 3 GB of RAM available to the Android OS and any installed applications. Approximate 1.3 GB of the total RAM is in use during normal operation when the user starts using the device out of the box.

2. **System Memory** (also known as “System partition” or “/system”) is used for the Android OS and for most applications that are pre-loaded from the factory. This type of memory is normally locked, and can only be changed through a firmware upgrade. There is usually some free space available in this section of memory. However, since it is locked, you cannot save apps, photos or any other content to this memory. System Memory is reserved for future firmware upgrades, which almost always need more memory than the original firmware. You cannot see or influence the use of this memory.

**3. Internal Storage is referred to as "working" memory.** It can be compared to the C: drive on a PC or to the startup disk on a Mac.

This type of memory is used to store all application downloaded from the Google Play™ Store (and other sources) as well as their settings and data (such as emails, messages and calendar events, for example). All applications have an allocated area for application data. Memory dedicated to an application is inaccessible to other applications.

Some game applications also store content such as game music and game level information outside their own designated area. In most cases, an application can choose to save its data in a location of its own choosing (outside the protected application settings area). Generally, such content is not deleted when an application is uninstalled; it must be removed manually by connecting the device to a computer with a USB cable, or by using a file manager application.

Internal storage is also used for all added user content. For example, photos taken using the device's camera, media files downloaded from the Internet and file transfers are stored in this area. Typical user content includes:

- photos
- movies
- music
- Email attachments

Internal Storage will tend to fill up as a result of normal usage. Devices with a large initial Internal Storage can handle more applications and store more user content.

If the Internal Storage starts to get full, the device slows down, and in some cases it might no longer be possible to install more apps. You should always ensure that you have at least 100 MB of free Internal Storage. If not, you should consider removing some apps that you seldom use, or move content that you do not frequently access to external storage.

You can see approximately how much Internal Storage is free in **Settings > Storage > Phone Storage**. You can also view more details about how much memory is used by applications under **Settings > Apps**. Depending on the particular variant of the device, the Xperia™ M5 has approximately 9.1 GB of Internal Storage available out of the box.

Please note that in Sony Mobile 2015 products, "Internal Storage" is now the combination of what was previously known as "Device Memory" or "Phone Memory" (for applications and their data – also previously known as "/data") and "Internal Storage" (for user's content – also previously known as "/sdcard"). The changes in Internal Storage were made so that memory usage could be more flexible and to allow encryption of user content.

### **Memory card slot**

Some products include both a large internal memory and a built-in memory card reader. Android manages devices with a built-in memory card reader and internal memory differently from a device that includes only a built-in memory card reader.

Since most applications expect only a single location for storage, such applications will not generally allow you to SAVE anything to the memory card (i.e., they do not offer the option to choose a storage location). However, some applications (for instance, the Sony Mobile "Camera" application) may actually allow you to do so. Other applications, for example, backup applications such as the Sony Mobile "Memory" application, will by definition be configured to copy content from the Internal Storage to the external SD card.

On the other hand, when it comes to reading from an external SD Card, you will be able to access content (for example, videos, photos and music) on a memory card inserted in this slot without any special consideration since the Android system searches all available memory for content. Therefore, such products may be regarded as supporting a fourth type of memory, called “External Card” or “SD Card”.

4. **SD Card** (known as “/sdcard1” from a programmer’s point of view, or by other names in other Android products) is the name for the removable SD memory card in all 2015 Sony Mobile products. As described in the previous section, this External Card memory is generally more limited in that any application can read from it, but many applications cannot save to this card. Only a few applications, including backup applications and file manger applications, have the capability to save to this card.

### **Backing up data to different memory types**

Generally, you should not save photos, videos and other personal content solely on the internal memory of a device. If something should happen with the hardware, or if the device is lost or stolen, the data stored on the device’s internal memory is gone forever.

In a device where an SD card reader is the main memory, it is relatively easy to take the card out and copy all content to a PC or Mac, or to an entertainment device with a memory card slot. In a product featuring Internal Storage as the main memory, it is not possible to physically remove the memory. Instead, any critical or high-value content must either be copied to an external SD card by a special backup application, transferred to remote storage over a network (mobile or Wi-Fi), or to a computer via a USB cable.

To facilitate the transfer of data via a cable, the Xperia™ M5 supports Media Transfer Protocol (MTP), which makes it possible to easily transfer content back and forth between your device and a Windows® PC. For Apple™ Mac® computers, a special application called Sony™ Bridge for Mac is available with built-in support for MTP. This application can be downloaded from the Xperia™ M5 support page.

Note that you do not need to back up or make a copy of applications that you have downloaded from the Google Play™ Store. They can normally be downloaded again after you have set up your Google account to work in a new device (or in a device where the memory has been completely erased).

#### **Note 1:**

Some Android devices, including Sony Mobile devices from 2012 and Sony Ericsson devices from 2011 and earlier, do not use a single “Internal Storage” for both applications (and their data) and user content. Instead, these devices use either an external SD card for user content, or a corresponding area of internal memory to reproduce the functionality of an SD card. In such devices, there is a fixed limit between the application area (“/data”) and the user content area (“/sdcard”), with the result that user content can build up and reach this limit. When the user content reaches this limit, no additional data can be added using any application. For example, the camera application would no longer be able to capture additional photos even if a considerable amount of free space was available in the application area. This limit also applies to the application area. Downloading and installing new applications would not be possible even if there was enough free memory in the user content area.

#### **Note 2:**

Some devices with integrated storage have abandoned the distinction between the application area and the content area when it comes to a Factory Data Reset. As a result, there is no option in such devices to perform a Factory Data Reset and preserve content. In such devices, all content is completely deleted from the device when a reset is performed.

In contrast, Sony Mobile’s memory integration solution makes it possible to preserve user content in this situation. Therefore, when performing a Factory Data Reset, the default action will still be to only remove applications and their data, and an option box must be checked if all content is to be removed as well (as might be desirable when selling the device second-hand).

**Note 3:**

For a developer, it is important to note that from a programming point of view the location names used to refer to the different memory areas described in Note 1 are still valid, i.e., the area used for applications (“/data”) is still present, as is the area used for content (“/sdcard”).

In reality, “sdcard” is a “symbolic link” to “/data/media”. However, from inside an Android application, “/sdcard” can still be used. For example, you can use “sdcard/DCIM/100Android” to find all camera images. The continued use of “/sdcard” to access the content area ensures compatibility across different products and Android releases in this regard.

## Trademarks and acknowledgements

---

All product and company names mentioned herein are the trademarks or registered trademarks of their respective owners. Any rights not expressly granted herein are reserved. All other trademarks are property of their respective owners.

Visit [www.sonymobile.com](http://www.sonymobile.com) for more information.



# Обратите внимание!



Чехлы для телефонов  
(смартфонов)



Моноподы для  
селфи



Зарядные устройства  
для телефонов и  
планшетов



Внешние аккумуляторы  
(Powerbank-и)



Портативные  
колонки



Smart Watch (Умные  
часы)

**MOYO UA**

СТАРАЕТСЯ ДЛЯ МЕНЯ